



JBM[®]

2026

GARDENING



20V GARDENING

SPECIAL TOOLS FOR A PERFECT GARDEN

Everything you need for garden care in a single range of professional tools designed to save time and effort on every task. Power and technology to enjoy an immaculate garden at any time of the year.




60040

440,00€

10.35
 -
 1
 19

ELECTRIC 4-IN-1 GARDEN MULTI FUNCTION TOOL



Battery-powered design engineered to deliver maximum performance in garden maintenance. Thanks to its quick coupling system, it easily converts into a pole pruner, hedge trimmer or brush cutter with line head or three-tooth blade. Lightweight, easy to handle and cordless, it is perfect for both home users and more demanding tasks. An all-in-one solution for cutting, trimming and pruning with total freedom and efficiency.

Includes:

- x1** Pole saw
- x1** Hedge trimmer
- x1** Line head
- x1** Three-tooth cutting blade

TECHNICAL SPECIFICATIONS

Voltage	20V
Pole Saw	4500RPM
Hedge trimmer	1200RPM
Thread head	7000RPM
Cutting disc	7000RPM
Maximum length	2,25m
LED	No
Compatible with	60012, 60013, 60015, 60016, 60017
Weight	10,35Kg

60029

240,00€

 4.10
  -
  1
  50

BRUSHLESSTO BATTERY CHAINSAW




TECHNICAL SPECIFICATIONS

Voltage	20V
Power	720W
Chain speed	7,8m/s
Blade length	254mm
Cutting length	220mm
Chain pitch	9,5mm (3/8")
LED	No
Compatible with	60012, 60013, 60015, 60016, 60017
Weight	4,10Kg
Dimensions (LxWxH)	600x225x245mm

60030

112,00€

 2.55
  -
  1
  28

BATERRY BLOWER



TECHNICAL SPECIFICATIONS

Voltage	20V
Power	280W
Air flow rate	312m ³ /h, 520m ³ /h
Sound power (Lw)	90dB
No-load speed	15.000RPM
LED	No
Compatible with	60012, 60013, 60015, 60016, 60017
Weight	2,55Kg
Dimensions (LxWxH)	407x205x285mm

60031

142,00€

 3.45
  -
  1
  24

BATTERY HEDGE TRIMMER



TECHNICAL SPECIFICATIONS

Voltage	20V
Power	230W
No-load speed	1450RPM
Length of the saw	457mm
Cutting capacity	18mm
LED	No
Compatible with	60012, 60013, 60015, 60016, 60017
Weight	3,45Kg
Dimensions (LxWxH)	920x215x192mm

60045

298,00€

 13.40
  -
  1
  8

CORDLESS LAWN MOWER



TECHNICAL SPECIFICATIONS

Voltage	40V
Power	800W
Capacity	35L
Cutting height	25-75mm
Cutting diameter	370mm
LED	No
Compatible with	60013, 60016, 60017
Weight	13,40Kg
Dimensions (LxWxH)	680x450x320mm

60027

99,00€

 5.65
  -
  1
  15

BACKPACK SPRAYER 15L REF. 60027



TECHNICAL SPECIFICATIONS

Voltage	20V
Tank capacity	15L
Operating pressure	0,3-0,45Mpa
Spray distance	1-1,2m
LED	No
Compatible with	60012, 60013, 60016, 60017
Weight	5,65Kg
Dimensions (LxWxH)	350x170x660mm



60063C

319,00€

3.78 - 4 60

BATTERY POWERED PRUNING SHEARS WITH CASE



TECHNICAL SPECIFICATIONS

Voltage	20V
Cutting capacity	0, 15, 25, 30mm
Force	2600N
Material	SK5
LED	No
Protection	Doble sistema/Double system
Compatible with	60012, 60013, 60015
Includes	60013, 60016
Weight	1,50Kg
Dimensions (LxWxH)	105x77x310mm



IT INCLUDES

REF.	DESCRIPTION					€
60063	BATTERY POWERED PRUNING SHEARS	1.10	-	10	180	169,00€
60013	4.0 AH LI-ION BATTERY	0.75	-	5	700	80,00€
60016	20V CHARGER - 4A	0.80	-	5	210	49,00€

60039

265,00€

3.30 - 2 36

BRUSHLESS ELECTRIC PRESSURE WASHER GUN



TECHNICAL SPECIFICATIONS

Voltage	20V
Precision	355PSI
Maximum flow rate	2,4L/min
Minimum flow rate	2,0L/min
LED	No
Compatible with	60012, 60013, 60015, 60016, 60017
Weight	3,30Kg
Dimensions (LxWxH)	430x75x220mm



20V OTHERS

54252

199,00€

10.80
 -
 1
 12

MANUAL PUSH SWEEPER



TECHNICAL SPECIFICATIONS

Capacity	20L
Maximum sweep speed	180m2/h
Disc brush diameter	260mm
Cylindrical brush size	108x350mm
Weight	10,80Kg
Dimensions (LxWxH)	1200x650x980mm
Folded dimensions	625x548x290mm

60001

88,00€

1.70
 -
 4
 64

HANDHELD VACUUM CLEANER



TECHNICAL SPECIFICATIONS

Voltage	20V
Power	3,8KPA
Tank capacity	500ml
LED	No
Compatible with	60012, 60013, 60015, 60016, 60017
Weight	1,70Kg
Dimensions (LxWxH)	410x100x140mm



IT INCLUDES

REF.	DESCRIPTION					€
14950	EXTENSION TUBE FOR REF. 60001	0.08	5	10	-	6,50€
14951	CREVICE NOOZLE FOR REF. 60001	0.01	-	10	-	9,50€
14952	FLOOR NOZZLE FOR REF. 60001	0.15	-	5	-	19,00€
14953	BRUSH NOZZLE FOR REF. 60001	0.05	-	10	-	8,50€

60003C

250,00€

4.70 4 16

ELECTRIC AIR COMPRESSOR PUMP WITH STORAGE CASE



TECHNICAL SPECIFICATIONS

Voltage	12-20V
Air flow	12-380L/min
Maximum air pressure	160PSI/11BAR/1100KPA
High-pressure hose length	760mm
High-capacity hose length	460mm
LED	Si/Yes
Compatible with	60012, 60013, 60015, 60016, 60017
Weight	1,52Kg
Dimensions (LxWxH)	240x210x130mm

IT INCLUDES

REF.	DESCRIPTION	KG	CU	CU	CU	CU	€
60003	ELECTRIC AIR COMPRESSOR PUMP	1.85	-	4	100		121,00€
60013	4.0 AH LI-ION BATTERY	0.75	-	5	700		80,00€
60016	20V CHARGER - 4A	0.80	-	5	210		49,00€

60047C

318,00€

5.25 4 32

DOUBLE SPEED IMPACT DRILL WITH STORAGE CASE



TECHNICAL SPECIFICATIONS

Voltage	20V
Power	900W
Maximum torque	150Nm
Nominal speed	500, 2200RPM
Impact rate	35000BPM
Chuck size	Ø13mm
Speeds	2
LED	Si/Yes
Compatible with	60013, 60015, 60016, 60017
Weight	1,60Kg
Dimensions (LxWxH)	420x105x340mm

IT INCLUDES

REF.	DESCRIPTION	KG	CU	CU	CU	CU	€
60047	DOUBLE SPEED IMPACT DRILL	1.80	-	4	90		237,50€
60013	4.0 AH LI-ION BATTERY	0.75	-	5	700		80,00€
60016	20V CHARGER - 4A	0.80	-	5	210		49,00€



BATTERIES AND CHARGERS

A SINGLE BATTERY SUITABLE FOR ALL TOOLS

Three types of battery and two types of charger.
Choose the one you prefer!

60012

48,00€

0.45 - 5 920

2.0 AH LI-ION BATTERY



Battery type	LI-ION
Voltage	DC-20V
Capacity	2.0Ah
Weight	0,45Kg
Compatible with	60016, 60017

60013

80,00€

0.75 - 5 700

4.0 AH LI-ION BATTERY



Battery type	LI-ION
Voltage	DC-20V
Capacity	4.0Ah
Weight	0,75Kg
Compatible with	60016, 60017

60015

138,00€

1.00 - 5 630

6.0AH LI-ION BATTERY



Battery type	LI-ION
Voltage	DC-20V
Capacity	6.0Ah
Weight	1,00Kg
Compatible with	60016, 60017

60069

59,00€

0.16 5 20 5460

BATTERY-POWERED WIRELESS CHARGER



60069

59,00€

0.16 5 20 5460

BATTERY-POWERED WIRELESS CHARGER



60017

64,00€

0.80 - 5 290

20V FAST CHARGER - 6A



Voltage	DC-20V
Charging inlet	100-240V AC 50/60Hz
Load output	6A
Weight	0,80Kg

60016

49,00€

0.80 - 5 210


20V CHARGER - 4A



Voltage	DC-20V
Charging inlet	100-240V AC 50/60Hz
Load output	4A
Weight	0,80Kg

60056

142,00€

 1.10
  -
  4
  72





12V MINI CHAINSAW



TECHNICAL SPECIFICATIONS


Voltage	12V
Power	230W
Nominal speed	8m/s
Maximum cutting capacity	100mm
Saw length	160mm
LED	No
Compatible with	60025, 60026
Weight	1,10Kg
Dimensions (LxWxH)	135x100x390mm

IT INCLUDES

REF.	DESCRIPTION					€
17706	CHAIN FOR MINI SAW REF. 60056	0,49	-	20	9999	17,10€

60055

78,00€

 1.01
  -
  4
  144

BATTERY OPERATED WIRELESS RADIO - 12V



TECHNICAL SPECIFICATIONS

Voltage	12V
Power	10W
Compatible with	60025, 60026
Bluetooth connectivity	15m
Weight	1,01Kg
Dimensions (LxWxH)	197x138x106mm
Battery included	No

VAT not included

www.jbmcamp.com



12V GARDENING

COMPACT,
PRACTICAL AND
ALWAYS READY

The perfect solution for everyday small gardening tasks. Our 12V tool range combines lightweight design, comfort and freedom of movement to work wirelessly and with complete ease.





BATTERIES AND CHARGERS

A SINGLE
BATTERY SUITABLE
FOR ALL TOOLS

60025

34,00€

 0.30  5  4  700

12V CHARGER – FOR REF. 60026



Voltage	12V
Charging inlet	100–240V AC 50/60Hz
Load output	2A
Charging time	60 +/-10min (60026)
Weight	0,30Kg

60026

40,50€

 0.20  5  40  1400

2.0 AH LI-ION BATTERY



Battery type	LI-ION
Voltage	12V
Capacity	2.0Ah
Weight	0,20Kg
Compatible with	60025



52492

67,00€



MANUAL WOOD SPLITTER



TECHNICAL SPECIFICATIONS

Pieces	7
Cutting height	60cm
Material	Hierro/Steel, Goma/Rubber
Lenght	170mm
Cutting blade	50mm
Weight	12,00kg
Dimensions (LxWxH)	960x200x85mm

53872

118,00€



15+1,5M WATER HOSE REEL



TECHNICAL SPECIFICATIONS

Tube length	15+1,5M
Operating pressure	8BAR
Connectors	3/4"
Diameter	15,8mm
Material	PVC
Weight	7,50Kg
Dimensions (LxWxH)	440x230x410mm



OTHERS

WE DON'T JUST OFFER CORDLESS POWER TOOLS

Discover other products designed to help you care for your garden: from electric pressure washers and hose reels for watering, to manual log splitters. Choose the tool that best suits your needs and keep your garden ready to enjoy every day.

53947

149,00€

 5.80
  -
  1
  24

HIGH PRESSURE WASHER 1400W




TECHNICAL SPECIFICATIONS

Voltage	230V
Power	1400W
Frequency	50Hz
Operating pressure	70-105BAR
Maximum flow rate / Maximum operating flow	5,5-6,8L/min
Operating temperature	50°C
IP protection	IPX5
Weight	5,80Kg
Dimensions (LxWxH)	280x255x440mm

53948

324,00€

 12.10
  -
  1
  11

HIGH PRESSURE WASHER 2400W



TECHNICAL SPECIFICATIONS

Voltage	230V
Power	2400W
Frequency	50Hz
Operating pressure	120-180BAR
Maximum flow rate / Maximum operating flow	5,5-8L/min
Operating temperature	50°C
IP protection	IPX5
Weight	12,10Kg
Dimensions (LxWxH)	440x345x505mm





www.jbmcdmp.com



JBMprofessionaltools



@jbmtools



jbmtools



jbm_tools



JBM Camplong S.L.